

Thank you for your purchase. We aim to expand the availability of quality parts and accessories for CFMoto ATVs and SXSs. If any components are missing or defective please contact us directly for a replacement: (845)523-6686 or [info@CFMotoUSAParts.com](mailto:info@CFMotoUSAParts.com).

**Contents:**

- 1x Aluminum Anchor Block
- 2x 10-32 Hex Bolts
- 2x T-Nuts
- 1x  $\frac{3}{8}$ -16" Bolt
- 1x  $\frac{3}{8}$ " Washer
- 1x  $\frac{3}{8}$ " Lock Washer
- 1x Allen Key Tool (only 1 per set)


**Tools Needed:**

- Allen Key (included)
- 9/16" Wrench (not included)



**Installation Instructions:**


**Step 1:** Insert the 10-32 Hex Bolts into the outer holes on the Anchor Block. Thread them into the T-Nuts. While keeping the bolt near the center and the long leg of the T-Nut pointed outward, tighten finger tight to keep the T-Nut from moving.




**Step 2:** Insert the Anchor assembly into the CFConnect hole on the rack.



**Step 3:** Using the included Allen Key Tool loosen one of the Hex Bolts, slide it outward into the recessed hole, then tighten down. Repeat for the other Hex Bolt.



**Step 4:** Place the Lock Washer, then the Washer on the bolt. Use this bolt to install your accessories.



**Warnings:**

- Use caution not to over tighten the Hex Bolts which could damage the rack plastic.
- Common sense must be used not to overload the rack and cause damage to the anchor or rack.
- If using a different bolt than the one included care must be used not to use too long of a bolt that would damage plastic below the rack.

**Warranty:** We guarantee the anchor and included hardware to be free of manufacturing defects for a period of 60 days from the date of purchase. Over tightening, overloading, cross threading, stripping the threads, or incidental damage to the machine are not covered under this limited warranty. Our remedy is limited to a refund of the purchase price or replacement of the defective item at our discretion. You are responsible for any shipping charges for a replacement item. Defective items may be required to be returned. Receipt may be required for proof of purchase.